

Scaled data based on original data using
LM-79-08 Approved Method: Electrical and Photometric Measurements of Solid-
State Lighting Products

Test Report Prepared for
Cooper Lighting Solutions
(formerly Eaton)

Brand: McGRAW-EDISON

Report Number: P386825

Luminaire Tested: **GWC-SA2C-730-U-T4W**

Issue Date: 3/3/2020

Test Information

Test Method: LM-79-08
Report Number: P386825
TEST IS SCALED FROM IESNA LM-79-08 TEST DATA (G2-1903-205-18)
Test Lab: INNOVATION CENTER
Issue Date: 3/3/2020
Manufacturer: COOPER LIGHTING SOLUTIONS (FORMERLY EATON)
Product Line: MCGRAW-EDISON
Catalog Number: GWC-SA2C-730-U-T4W
Description: GALLEON WALL LUMINAIRE
(2) 70 CRI, 3000K, 1050mA LIGHTSQUARES WITH 16 LEDS EACH AND TYPE IV WIDE OPTICS
Light Source: -
Ballast/Driver: ELECTRONIC DRIVER

Summary

Lumens per Lamp: N/A
Luminaire Lumens: 13349 lumens
Efficiency: N/A
Efficacy: 118.1 lumens/watt
Luminous Opening: Rectangular (W 1' x L: 0.5' x H: 0')
IES Classification: Type IV - Short
BUG Rating: B2 - U0 - G3

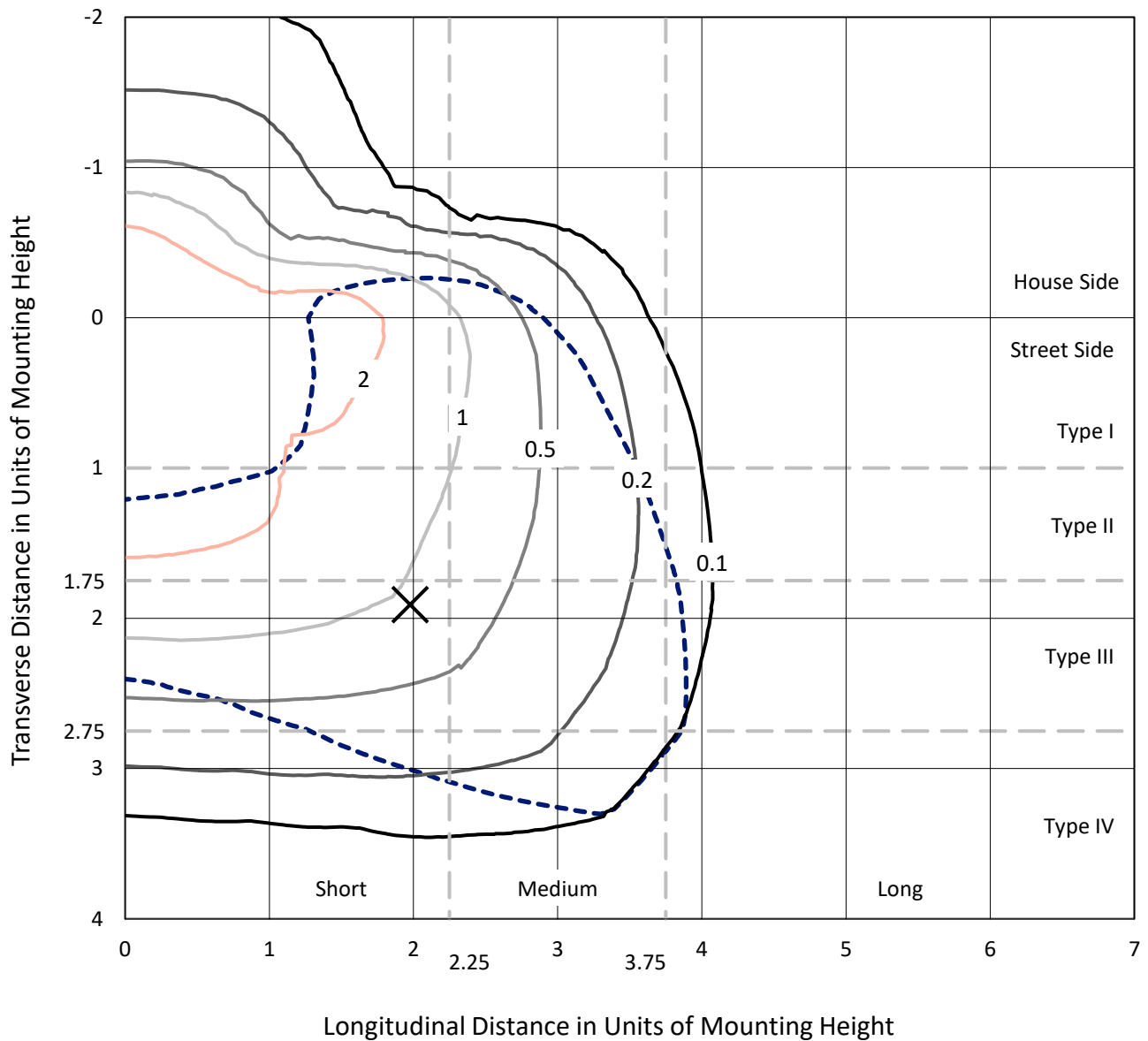
Input Watts (W): 113
Input Voltage (V): NR
Input Current (Ain): NR
Voltage Rise (V): NR
Power Factor: NR
Total Harmonic Distortion (THDi): NR
Frequency (hertz): 60
Stabilization Time: NR
Operation Time: NR
Ambient Temperature (°C): NR
Test Distance: 24 FT



REPORT NUMBER: P386825
 CATALOG NUMBER: GWC-SA2C-730-U-T4W

Iso-Footcandle Lines of Horizontal Illumination

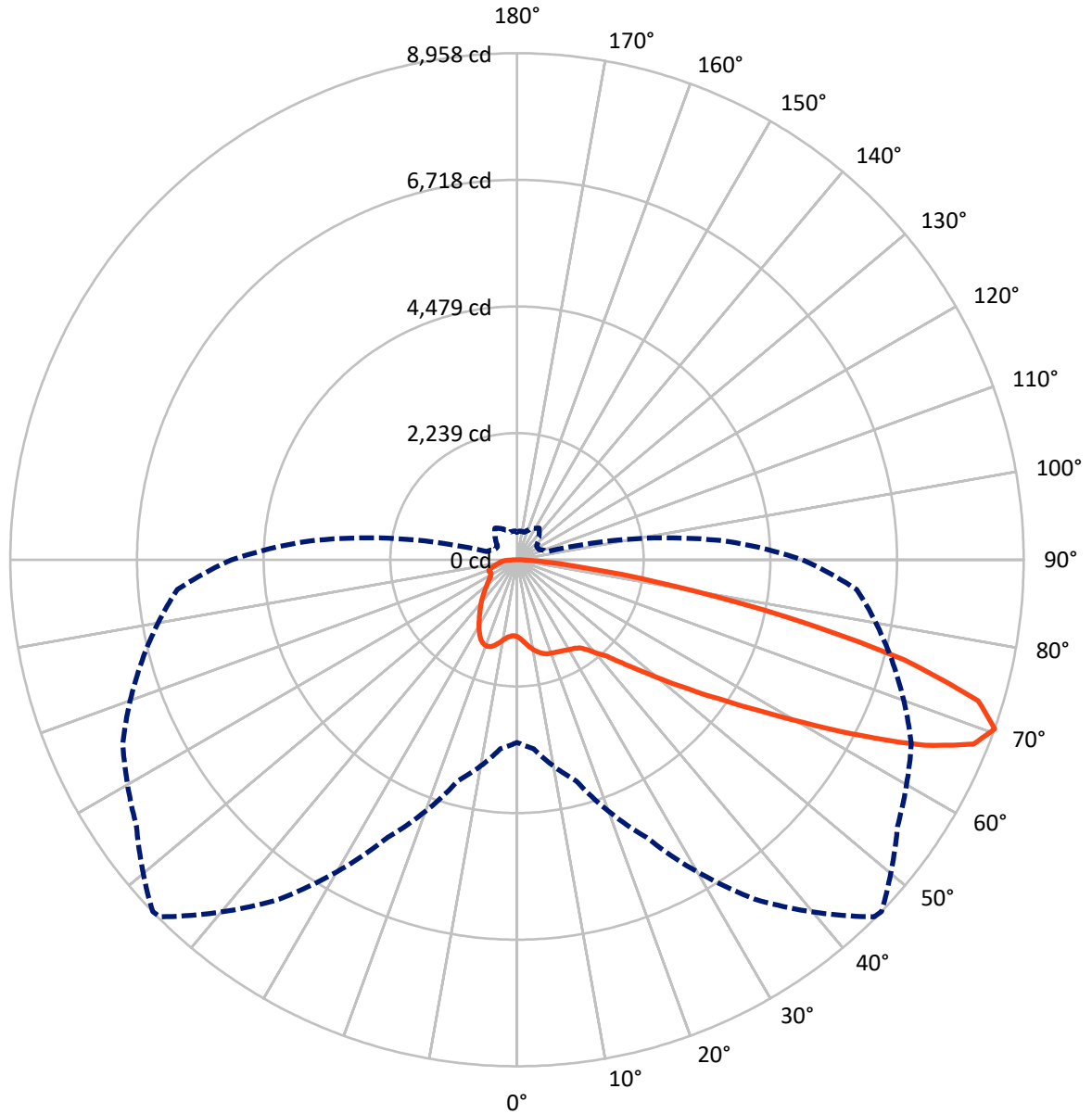
✕ Max cd
 - - - 1/2 Max cd



Based on 20 foot mounting height. Maximum calculated value = 4.2 fc
 Type IV - Short - N/A

REPORT NUMBER: P386825
CATALOG NUMBER: GWC-SA2C-730-U-T4W

Luminous Intensity Polar Plot



— Vertical Plane Through 46-Deg Lateral - - - Horizontal Cone Through 70-Deg Vertical

REPORT NUMBER: P386825

CATALOG NUMBER: GWC-SA2C-730-U-T4W

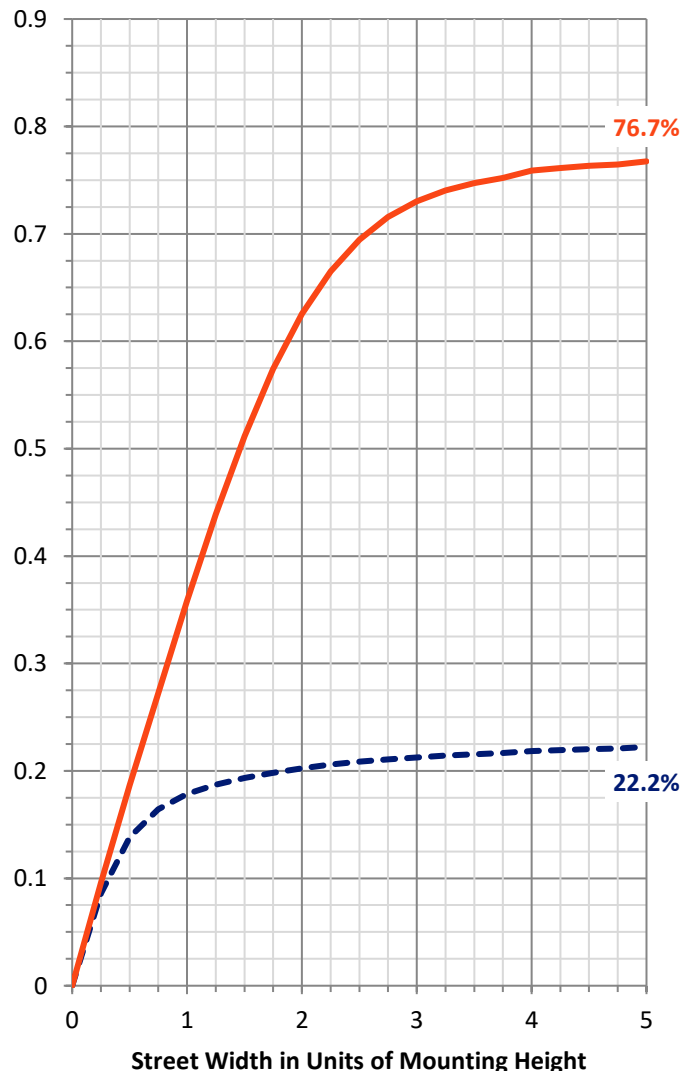
FLUX DISTRIBUTION:

		Downward	Upward	Total
House Side	Lumens	3059.6	0.0	3059.6
	% Fixture	22.9	0.0	22.9
Street Side	Lumens	10289.5	0.0	10289.5
	% Fixture	77.1	0.0	77.1
Total	Lumens	13349.0	0.0	13349.0
	% Fixture	100.0	0.0	100.0

Coefficient of Utilization

ZONAL LUMENS:

Zone	Lumens	% Fixture
0°-10°	138.6	1.0
10°-20°	461.9	3.5
20°-30°	770.2	5.8
30°-40°	1092.9	8.2
40°-50°	1607.7	12.0
50°-60°	2722.6	20.4
60°-70°	3864.6	29.0
70°-80°	2347.8	17.6
80°-90°	342.6	2.6
90°-100°	0.0	0.0
100°-110°	0.0	0.0
110°-120°	0.0	0.0
120°-130°	0.0	0.0
130°-140°	0.0	0.0
140°-150°	0.0	0.0
150°-160°	0.0	0.0
160°-170°	0.0	0.0
170°-180°	0.0	0.0
0°-90°	13349.0	100.0
0°-180°	13349.0	100.0



REPORT NUMBER: P386825

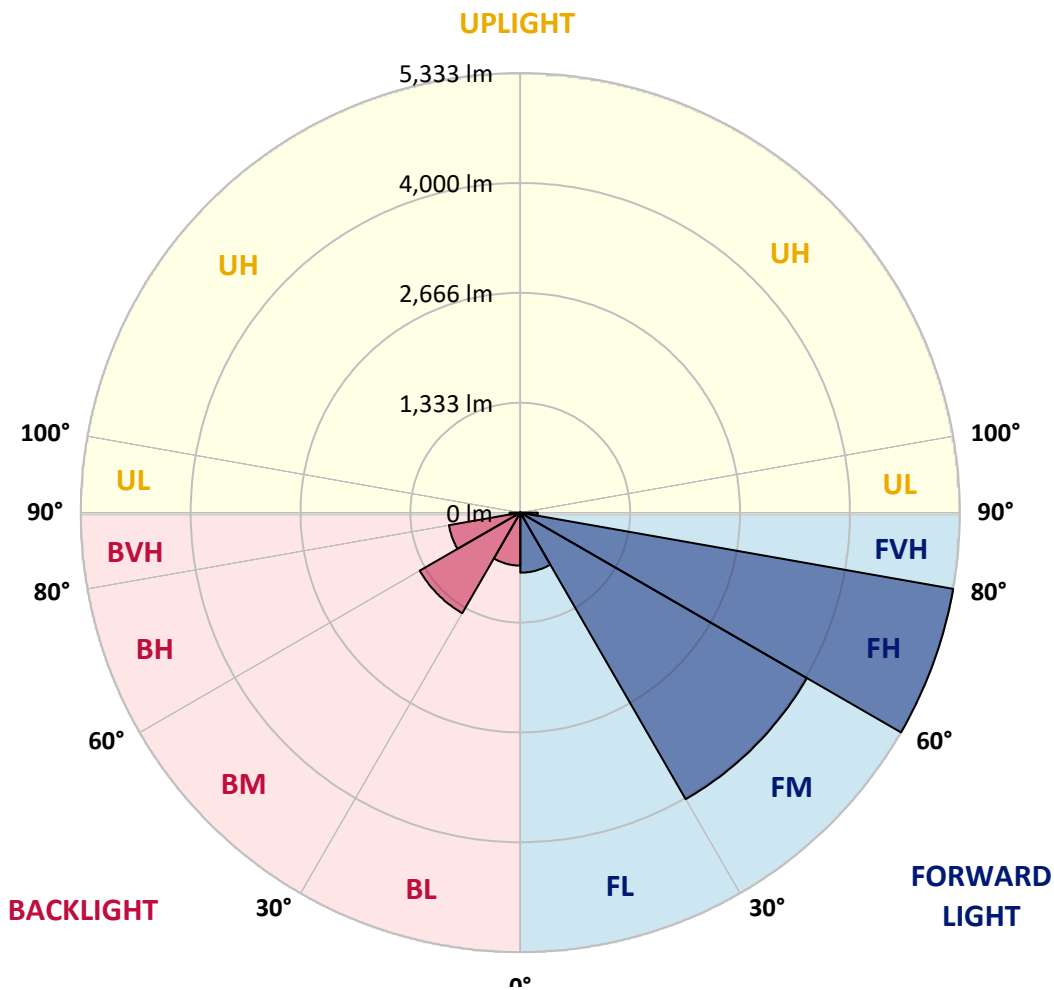
CATALOG NUMBER: GWC-SA2C-730-U-T4W

LUMINAIRE CLASSIFICATION SYSTEM LUMEN TABLE AND BUG RATING:

Zone	Lumens	% Fixture	Zone Rating/Lumen Limit		
			B	U	G
FL (0°-30°)	728.4	5.5			
FM (30°-60°)	4014.8	30.1			
FH (60°-80°)	5332.9	39.9			G3/7500
FVH (80°-90°)	213.4	1.6			G2/225
BL (0°-30°)	642.4	4.8	B2/1000		
BM (30°-60°)	1408.4	10.6	B2/2500		
BH (60°-80°)	879.6	6.6	B2/1000		G2/1000
BVH (80°-90°)	129.2	1.0			G2/225
UL (90°-100°)	0.0	0.0		U0/0	
UH (100°-180°)	0.0	0.0		U0/0	

BUG Rating: B2-U0-G3

Type IV Short





REPORT NUMBER: P386825

CATALOG NUMBER: GWC-SA2C-730-U-T4W

CANDELA DISTRIBUTION (FULL):

	0°	5°	15°	25°	35°	45°	46°	55°	65°	75°	85°
0°	1360.0	1360.0	1360.0	1360.0	1360.0	1360.0	1360.0	1360.0	1360.0	1360.0	1360.0
2.5°	1428.1	1429.0	1430.8	1426.2	1413.5	1409.8	1408.4	1395.2	1386.5	1373.7	1362.7
5°	1542.3	1543.2	1540.5	1527.7	1499.3	1478.3	1476.5	1446.3	1418.9	1389.7	1367.8
7.5°	1661.5	1662.9	1654.2	1630.0	1590.2	1553.7	1551.4	1510.3	1468.7	1424.4	1391.5
10°	1767.0	1761.6	1747.4	1713.6	1666.5	1621.8	1619.9	1577.0	1529.0	1475.6	1431.7
12.5°	1837.4	1832.8	1814.6	1773.4	1721.8	1680.7	1677.0	1637.3	1590.7	1532.2	1479.7
15°	1876.2	1879.4	1854.8	1808.2	1757.9	1723.2	1720.0	1691.7	1650.1	1591.2	1530.9
17.5°	1881.3	1884.0	1860.2	1814.1	1773.0	1749.2	1747.9	1729.1	1699.0	1642.3	1579.3
20°	1852.0	1853.8	1834.2	1796.3	1769.3	1762.0	1761.6	1753.3	1731.0	1680.7	1619.5
22.5°	1809.5	1810.9	1796.7	1769.3	1760.2	1771.6	1774.8	1771.6	1755.6	1708.6	1651.0
25°	1799.0	1798.1	1783.5	1755.6	1763.4	1787.6	1791.7	1793.1	1782.1	1741.0	1691.2
27.5°	1849.7	1846.5	1818.7	1773.9	1778.9	1808.2	1813.6	1826.9	1820.0	1783.9	1736.9
30°	1996.4	1990.9	1933.8	1843.3	1818.7	1833.7	1840.6	1861.6	1863.0	1832.8	1797.7
32.5°	2244.0	2237.1	2134.8	1973.1	1885.8	1859.8	1866.2	1897.7	1914.6	1891.3	1853.4
35°	2556.9	2549.1	2414.8	2193.7	1998.2	1909.6	1914.1	1939.3	1973.1	1940.2	1889.9
37.5°	2883.1	2864.4	2735.1	2453.2	2176.8	2016.0	2016.0	2019.2	2035.2	1966.7	1932.9
40°	3207.4	3188.7	3071.8	2758.4	2408.0	2183.7	2173.2	2102.4	2089.6	2030.6	2019.2
42.5°	3509.0	3503.5	3434.5	3103.3	2679.3	2348.6	2334.0	2213.8	2216.6	2180.0	2180.5
45°	3829.7	3829.7	3773.5	3451.4	2995.5	2613.6	2598.9	2422.1	2449.6	2432.7	2473.3
47.5°	4091.4	4099.6	4091.9	3814.1	3363.2	2950.2	2923.8	2710.9	2787.6	2845.6	2964.0
50°	4358.7	4371.5	4372.8	4212.0	3807.7	3350.4	3320.3	3094.2	3265.5	3431.8	3664.3
52.5°	4746.5	4775.3	4660.6	4609.0	4352.3	3825.5	3795.9	3587.1	3873.1	4106.5	4507.1
55°	5106.1	5080.9	4999.2	5031.1	4935.2	4366.4	4344.1	4160.9	4550.1	4853.4	5373.8
57.5°	5300.7	5298.8	5381.1	5518.1	5563.8	5033.4	5014.7	4836.5	5313.5	5541.4	6187.4
60°	5529.1	5532.3	5736.0	6047.1	6235.4	5864.0	5855.7	5720.5	6054.9	6183.7	6825.6
62.5°	5561.1	5618.6	5969.5	6504.9	6864.0	6834.3	6852.5	6516.8	6718.2	6696.3	7302.1
65°	5193.3	5269.2	5904.2	6643.3	7488.9	7895.5	7912.4	7317.6	7241.3	7134.4	7472.5
67.5°	4439.5	4551.9	5241.7	6342.3	7695.0	8679.9	8703.6	7938.4	7675.3	7282.9	7062.2
70°	3230.7	3355.5	4049.9	5416.7	7327.7	8930.7	8957.6	8213.0	7691.8	6860.3	6028.9
72.5°	1951.6	2049.4	2621.8	3987.7	6184.7	8473.9	8521.8	7864.9	7022.5	5811.0	4451.9
75°	857.0	921.0	1267.7	2297.9	4427.7	7011.1	7070.9	6731.9	5705.9	4223.0	2631.4
77.5°	365.0	383.3	519.9	998.2	2503.0	4790.8	4873.1	4918.8	3871.2	2297.9	1111.9
80°	227.5	234.8	294.2	451.8	1171.3	2690.8	2779.4	2894.1	1922.4	844.7	388.3
82.5°	138.4	146.6	195.5	273.2	609.9	1219.8	1262.2	1343.1	746.0	365.0	201.0
85°	83.1	89.1	119.7	172.7	347.2	479.7	479.2	529.9	351.3	234.8	106.0
87.5°	39.7	44.3	64.0	89.5	175.0	180.0	168.6	191.0	213.3	154.0	53.4
90°	0.0	0.0	0.0	0.0	0.0	0.0	0.0	0.0	0.0	0.0	0.0



REPORT NUMBER: P386825

CATALOG NUMBER: GWC-SA2C-730-U-T4W

CANDELA DISTRIBUTION (continued):

	90°	95°	105°	115°	125°	135°	145°	155°	165°	175°	180°
0°	1360.0	1360.0	1360.0	1360.0	1360.0	1360.0	1360.0	1360.0	1360.0	1360.0	1360.0
2.5°	1359.1	1357.3	1351.3	1346.8	1345.8	1343.1	1340.8	1342.2	1344.0	1344.5	1344.5
5°	1358.6	1353.6	1345.8	1342.6	1346.8	1352.2	1359.1	1368.2	1373.7	1377.8	1380.6
7.5°	1380.6	1371.0	1362.3	1360.5	1368.7	1383.3	1398.8	1418.0	1431.3	1440.4	1442.2
10°	1417.1	1405.2	1396.5	1398.4	1413.0	1434.0	1455.9	1480.6	1500.7	1513.0	1514.0
12.5°	1459.1	1447.7	1439.5	1447.3	1471.5	1497.1	1519.9	1541.4	1559.6	1572.0	1572.0
15°	1507.6	1499.3	1489.7	1507.6	1540.5	1563.3	1572.9	1583.4	1593.4	1602.6	1600.8
17.5°	1554.2	1546.4	1541.4	1562.4	1596.6	1607.2	1600.8	1593.0	1593.0	1598.0	1598.9
20°	1594.4	1587.5	1590.7	1611.3	1629.1	1618.1	1594.4	1569.7	1559.6	1562.4	1565.1
22.5°	1629.5	1626.3	1635.9	1645.5	1632.7	1594.4	1550.5	1517.2	1504.8	1503.9	1504.8
25°	1670.7	1670.2	1682.1	1664.7	1608.1	1537.3	1478.3	1445.9	1439.0	1444.5	1453.7
27.5°	1721.8	1726.8	1732.8	1669.3	1557.8	1450.9	1391.1	1368.7	1375.5	1388.8	1397.5
30°	1787.1	1800.8	1788.1	1657.9	1485.6	1352.2	1295.1	1288.7	1307.5	1326.2	1335.3
32.5°	1850.6	1872.1	1841.1	1628.2	1392.4	1247.6	1203.3	1201.5	1224.3	1242.6	1255.4
35°	1901.8	1944.3	1880.8	1569.2	1284.6	1151.2	1118.8	1106.5	1114.7	1136.2	1150.8
37.5°	1968.5	2039.3	1908.2	1479.2	1167.7	1071.7	1033.8	1005.5	998.2	1006.9	1014.2
40°	2090.5	2184.1	1921.0	1353.6	1053.5	992.2	953.9	912.3	883.5	862.5	863.0
42.5°	2289.7	2372.8	1912.8	1201.0	947.9	914.6	871.2	823.2	776.6	729.1	725.5
45°	2613.1	2653.3	1888.1	1039.3	855.2	833.3	792.6	744.6	682.5	628.6	623.6
47.5°	3130.7	3041.6	1849.7	898.1	773.4	764.3	726.8	671.5	605.8	562.4	558.7
50°	3836.5	3602.2	1831.0	785.8	701.2	704.0	673.4	614.9	552.8	520.8	517.1
52.5°	4680.7	4255.0	1867.1	699.0	643.2	652.8	630.0	575.2	523.1	498.0	494.3
55°	5556.5	4931.1	1905.9	635.9	588.4	607.1	599.4	554.1	507.1	483.8	480.6
57.5°	6306.2	5435.9	1828.3	584.8	539.5	568.8	575.6	540.9	498.9	477.9	474.2
60°	6778.1	5639.2	1624.5	536.8	500.7	538.2	561.9	537.2	502.1	500.2	497.5
62.5°	7001.9	5621.4	1318.9	498.9	476.5	524.9	572.0	557.8	538.6	555.1	556.4
65°	6901.4	5352.8	982.2	473.7	459.1	529.9	602.1	596.6	549.1	565.6	567.8
67.5°	6239.9	4711.8	727.3	451.8	439.9	544.1	656.9	609.4	528.6	540.4	533.1
70°	5043.5	3735.6	561.0	427.1	420.3	542.3	681.6	601.7	506.2	508.9	489.3
72.5°	3477.9	2547.3	456.4	404.3	392.0	494.3	664.2	582.5	487.4	466.4	440.4
75°	1891.3	1367.3	387.9	380.5	342.2	434.0	632.3	568.8	470.5	442.7	428.1
77.5°	744.2	567.4	336.7	348.1	299.2	383.3	596.6	542.7	447.2	410.7	403.4
80°	303.8	289.6	279.1	301.1	257.2	335.3	553.7	512.1	419.4	381.0	366.4
82.5°	172.2	180.0	217.0	237.6	208.8	308.8	533.1	487.4	386.0	341.3	323.9
85°	88.2	105.5	151.2	170.4	153.5	262.7	491.1	426.7	309.7	261.3	262.7
87.5°	42.5	58.9	95.5	106.9	99.6	190.0	366.8	309.3	241.2	191.0	185.0
90°	0.0	0.0	0.0	0.0	0.0	0.0	0.0	0.0	0.0	0.0	0.0

Signify Classified - Internal
Cooper Lighting Solutions Photometric Lab
1121 Highway 74 South
Peachtree City, GA 30269

Scaled Data Report



Report Generated By 670245982

Signify Classified - Internal
Cooper Lighting Solutions Photometric Lab
1121 Highway 74 South
Peachtree City, GA 30269

Scaled Data Report



Signify Classified - Internal
Cooper Lighting Solutions Photometric Lab
1121 Highway 74 South
Peachtree City, GA 30269

Scaled Data Report



Signify Classified - Internal
Cooper Lighting Solutions Photometric Lab
1121 Highway 74 South
Peachtree City, GA 30269

Scaled Data Report





--- HS — SS

Signify Classified - Internal
Cooper Lighting Solutions Photometric Lab
1121 Highway 74 South
Peachtree City, GA 30269

Scaled Data Report



u

Signify Classified - Internal
Cooper Lighting Solutions Photometric Lab
1121 Highway 74 South
Peachtree City, GA 30269

Scaled Data Report



Signify Classified - Internal
Cooper Lighting Solutions Photometric Lab
1121 Highway 74 South
Peachtree City, GA 30269

Scaled Data Report



(END OF REPORT)